

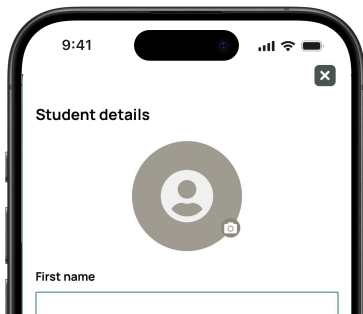
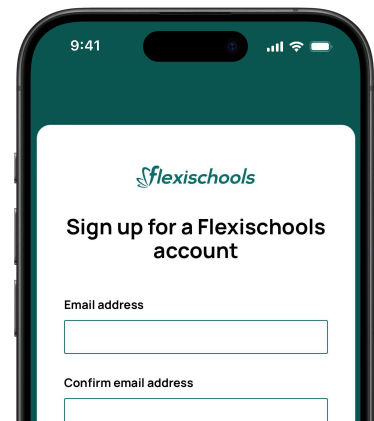
# Order your school uniform on Flexischools

Follow the instructions below to conveniently order your uniform items online, anytime, using Flexischools.

## Step 1

### Register with Flexischools

- 1 Download the Flexischools app and click **"Sign Up."**
- 2 Enter your email to **create an account.**
- 3 Go to your inbox and click the link to **verify your email.**
- 4 Follow the prompts to complete your registration.



## Step 2

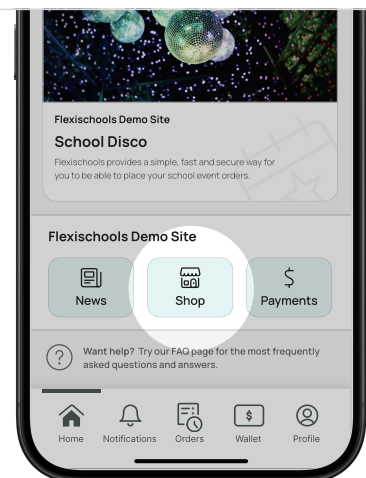
### Enter your child's details

- 1 In the navigation bar, add your student(s) under **"Profile" > "Students" > "Add new."**
- 2 **Add your child's details** to the new student profile.

## Step 3

### Order school uniforms

- 1 On the home page, locate the **"Shop"** button.
- 2 If prompted, select the relevant student and service.
- 3 Click the item you would like to purchase and click **"Add item"** to add it to the cart.
- 4 Click **"View order"** and select **"Checkout and pay"** to place your order.



Issued by InLoop ACN 114 508 771 AFSL 471558. Read PDS & TMD at [www.flexischools.com.au/legal](http://www.flexischools.com.au/legal). Advice is general & doesn't consider your needs.