



Scan the QR
code to
download
the app

Using an IOU payment service

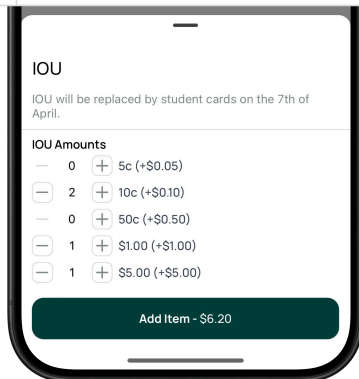
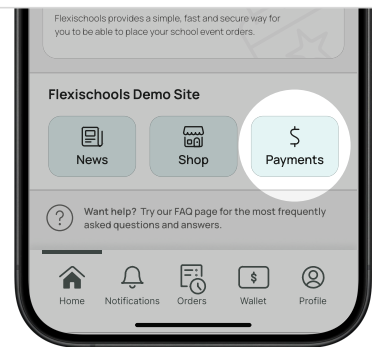
Pay an IOU on Flexischools

An IOU is a request from your school's canteen to pay them back for items that were provided to your student without payment, such as a replacement lunch or uniform.

Step 1

Create an order

- 1 On the home page, locate the **"Payments"** button under your child's school.
- 2 Select the relevant child.
- 3 Click the service named **"IOU Service."**



Step 2

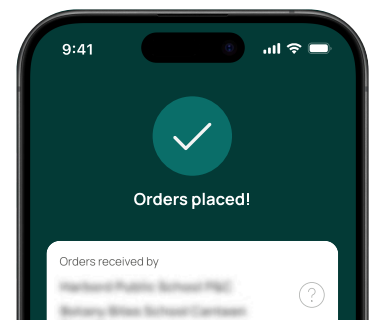
Add an amount to the cart

- 4 Click the item called **"IOU."**
- 5 Use the **"+"** buttons next to the denominations to add to the correct value of the IOU request.
- 6 Once the full amount is added, click **"Add Item"**.

Step 3

Checkout and pay

- 7 Click the **"View Cart"** button.
- 8 Ensure you have added the **correct amount** to the cart.
- 9 Click **"Checkout"** to pay the IOU.



Issued by InLoop ACN 114 508 771 AFSL 471558. Read PDS & TMD at www.flexischools.com.au/legal. Advice is general & doesn't consider your needs.

Need more help?



Flexischools' customer support team is available
Monday - Friday 7AM - 4PM AEST on 1300 361 769.



www.flexischools.com.au